



# Amherst Museum Quilters' Guild



NEWSLETTER

www.amqg.org

August 2013

## Officers

**President** Mary Ann Krafft  
**First Vice President** Loretta Cadwallader  
**Second Vice President** Linda Hitchens  
**Secretary** Kelly Miller  
**Treasurer** Renee Stockwell

**Past President** Kathy Tomasulo

**Publishing Editor** Colleen Dee

## Committee Chairs

**Accuquilt** Mary Ellen Cannon  
Lori Raclé

**Alice's Dream** Natalie Masker  
**Block Lotto** Jackie Groszkowski  
**Blog** Mary Ellen Cannon  
Marija Vujcic

**Challenge Quilts** Lynne Nothum  
**Community Quilts** Joyce Morris  
**Country Store Liaison** Mary Ellen Cannon  
Antoinette Miller  
Colleen Dee

**E-Mail Tree** Linda Hitchens  
**Communication** Kit Wiley  
**Guild Bucks** Theresa Utz  
**Historian** Joyce Morris  
**Historic Homes** Merriejann Miller

**Hospitality** Jean Miller  
**Library** Theresa Utz  
**Museum Events** Colleen Dee  
**Newsletter Mailing** Betty Zebrowski  
**Nominating** Linda Hunter  
**NYS Consortium** Natalie Masker

**PM Quilters** Joyce Morris  
**Program** Loretta Cadwallader  
**Property** Katherine Rolletta  
**Quilt Show** Kelly Miller  
Kit Wiley

**Quilting Bee** Joann O'Brien  
Marlea Crowther

**Quilts For Courage** Sylvia Siegel  
**Quilts For The Troops** Betty Zebrowski  
**Raffle Quilt 2014** Lynne Nothum  
**Seminar** Mary Ellen Cannon  
Jan Reilly

**Sunshine & Shadows** Kathy Tomasulo  
**Website** Don Dee



## Upcoming Program News – Loretta Cadwallader

**August 15<sup>th</sup> Program** - On August 15th, we will meet at 1 p.m. to work on Quilts for Courage. We ask that everyone participating bring the following: the quilt pattern in the July and August newsletter, rotary cutter, mat, ruler, sewing machine, extension cords, and essential items to sew. We will have irons available for pressing. You can bring your own fabric or utilize fabric that has been donated to the guild. If you would rather not bring your machine, you can cut and iron for others.

At 5 p.m. we will have dinner for those who worked during the afternoon. Submarine sandwiches will be available. If your last name begins with A-M- bring dessert and N-Z bring a salad or main dish. You also need to bring your own drink, plates, and eating utensils.

For the evening meeting, the Modern Quilt Guild will be our guest. Members of this new guild will do a trunk show of modern quilts and talk about their organization and style of quilting. Come out and support these girls, at the same time learning something new.

**September 18<sup>th</sup> Program** - In September we will have seminar. The lecture, "Quilting with Espresso....Quilts, Creativity and Fun," by Pat Sloan will be Wednesday night the 18<sup>th</sup> at 7 p.m. This is free to members of AMQG, \$8 for the public, \$4 for BNHV members. These lectures are always so informative and fun.

**October Program** - Pine Grove Quilt Shop will present the program, giving us some ideas for Christmas and other projects. Bring your purse and be ready to shop, too. Susan Dray is so entertaining, also. You won't want to miss this meeting.



## ***General Meeting Minutes – MaryAnn Krafft***

Date – July 18, 2013

Meeting call to order at 7 pm by MaryAnn Krafft

Lynne is collecting the blocks for the raffle quilt. The deadline is August. Please return yours ASAP.

MaryEllen reported that Seminar registration is slowing. Jean Alfonso showed the twist and turn wreath that she will be teaching.

Loretta has collected 77 little dresses for Mexico. She has additional bias binding and elastic for those looking to make more dresses.

Betty Z is shipping quilts to the troops next week.

Jackie had a new pattern for community service - rail fence.


We did name taggers.

PM Quilters will meet at Sue Kogler's cottage on August 21 - NOT the date that was listed in the newsletter.

August 15 - we will be making Quilts for Courage starting at 1pm. Workers will share in a pot luck dinner, followed by the regular meeting at 7pm. The program will be a presentation by the Modern Quilters.

Marlea Crowther, Joanne O'Brien & Mary Carroll presented a trunk show of their hand quilted items.

Adjourned at 8:30 pm



## ***Sunshine and Shadows – Kathy Tomasulo***

- Renee Stockwell recently had surgery, and we wish her a speedy recovery.



### ***Community Service Meetings – Joyce Morris***

The committee meets from 10 am to 1 pm the fourth Wednesday of each month. For more information, contact Joyce Morris. Her contact information is in the Member roster on our guild website. All are invited to join in the activities. Bring your sewing machine and supplies. The committee has cutting boards and cutters. Various size rulers are helpful. New ideas are always welcome!

- *Next meeting – August 28th*

### ***PM Quilters 2013 Schedule – Joyce Morris***

PM Quilters is a group of friendly quilters who gather each month in the home of one of the members. Any Guild member is welcome. For those that are planning to attend will need to contact the hostess so that the seating arrangement can be made.

All members are invited, but if we get much bigger, we'll have to hire a hall! We have a great time during our meeting of learning and friendships. Then the hostess serves tea and coffee with goodies. What more could you want? Just be sure to call first!

Please note that the contact information for each of the members below is in our Member Roster on our guild website.

- August 21, Wednesday at Sue Kogler's cottage by Lake Ontario
- September 26 - Joanne Castiglia
- October 24 – Judy Balcerzak
- Nov/December 5 – Sue McNess

*(The dates are correct for Sue's Kogler's picnic, it is on Wednesday afternoon and Sue McNess' meeting is a combination Nov-Dec)*

### ***Hospitality Update – August 15th Refreshments***

Thank you to the following members, who will be bringing refreshments for our August 15th, guild meeting:

- Rozanne Golek
- Helen Slominski
- Loretta Cadwallader
- Monika Scott
- Linda Hitchens



### ***Lemon Crisps - Shared by Bette Mott***

- 1 package Lemon Cake mix
- 1/3 cup oil
- 2 eggs

Mix together and roll into 1 inch balls. Place on cookie sheet two inches apart, press flat with glass (1/4 inch thick) dipped in granulated sugar (1/4 cup).

Bake in 375 degree oven for about 5-7 minutes, until edges are light brown.

Frost with 1 cup powdered sugar, and 2-3 tablespoons lemon juice. Mix until desired consistency and drizzle over the cooled cookies. Note – This recipe is on the side panel of cake mix, and is also posted on our guild website at amqg.org.

### ***2014 Raffle Quilt - Lynne Nothum***

The Raffle Quilt blocks are due at the August meeting; please, please turn yours in to Lynne Nothum or Ann Neilson. Over half have already been received! Thank you all very much! Lynne and Ann.

### ***Quilts for Courage – Sylvia Siegel***

The Double Slice Layer Cake quilt pattern is enclosed in this month's newsletter, see next page. There is also a link for the Missouri Quilt Company demonstration of the pattern. It looks very easy and should be quick to cut and piece. If you have any questions, please call Sylvia Siegel (652-7602).



### **Upcoming Events of Interest**

**The Museum Quilt Guild in Batavia, New York** - will be hosting Wendy Butler Berns in October, 2013. Wendy is an award winning quilt artist, teacher, and lecturer from southern Wisconsin. She is very enthusiastic and entertaining. To learn more about her quilts and background visit [www.wendybutlerberns.com](http://www.wendybutlerberns.com). Wendy will conduct 2 classes and a lecture at the First Presbyterian Church in Batavia. Workshop and Lecture schedule are as follows:

- Thursday, October 17<sup>th</sup> will be a full day workshop –“ Liberate Your Logs”.
- Friday, October 18<sup>th</sup> will be a full day workshop –“ Out on a Limb”.
- Saturday, October 19<sup>th</sup> , Wendy’s lecture will be “Our Quilts’ Hidden Stories” which includes a power point and quilts from her original works. The lecture will begin after a short break following our regular guild business meeting.

### Double Slice Layer Cake (48 x 57 inches finished)

There is a video on You Tube- search for Double Slice Layer Cake by the Missouri Quilt Company or use the link below.

<http://www.youtube.com/watch?v=jxC-0T5lXw4>


### WRITTEN DIRECTIONS

#### Cutting


30 blocks from layer cake selection of fabrics OR

30- 10 inch square fabrics

1. Cut all 10 inch blocks into 3 1/2" piece and 6 1/2" piece keeping them in order.
2. Flip one pile over and then sew all the strips together. Press open when done sewing.




3. Now take the block and cut it into two 5" pieces horizontally.



4. Put these pieces into 2 stacks. Sew them together so you have a small piece at either end of the block. Chain piece these together. Press open when done sewing. Blocks are 9.5 in. square.



5. Now place 5 blocks going across so that you have one going vertically and the next one going horizontally. Make 6 rows like this. Be sure to start each row with the block going in the opposite direction. Then sew the rows together. The finished quilt should have 5 blocks across and 6 blocks down. The picture below shows one row.



7. When the top is finished, layer with 50 x 60 inch quilt batting and 50 x 60 inch backing. Quilt using any pattern that you prefer. Add binding.



### **AMOG Webmaster – Don Dee**

If you have any updates or changes to our Amherst Guild website please send them directly to Don Dee at: [webmaster@amqg.org](mailto:webmaster@amqg.org). In order to access the “Member Only” link on our guild website, you will need your **User name and password**. Please contact Don Dee, our webmaster to request this information.

### **E-Mail Tree/Communications/ Newsletter/Membership - Colleen Dee**

If you have any problems with receipt of our e-mail messages, change your e-mail provider, or no longer wish to receive a hard copy of the newsletter, or want to submit a recipe for the website, please send an email to Colleen Dee with your request to: [amherstguild@roadrunner.com](mailto:amherstguild@roadrunner.com).

Articles to be included in the **September 2013** newsletter must be sent to Colleen, at [amherstguild@roadrunner.com](mailto:amherstguild@roadrunner.com) by **no later than Monday, August 26th**, to be included in the newsletter, space permitting.

We welcome inquiries about membership and encourage our members to bring your family and friends as a guest to one of our monthly guild meetings, **held the third Thursday each month, at 7 PM** at the Buffalo Niagara Heritage Village, located at 3755 Tonawanda Creek Road, Amherst, NY 14228.

### **August 2013 Calendar of Events**

- August 1      Deadline for on line mailing of newsletter to e-mail tree
- August 7      Board meeting at 6 pm [Location Tim Horton's, Transit Rd, in front of Russ's Steak House
- August 15     Monthly Guild Meeting, 7 pm
- August 21     PM Quilters on Wednesday at Sue Kogler's cottage by Lake Ontario
- August 26     Deadline for submitting articles for September newsletter
- August 28     Community Service - 10 am – 1 pm