



Amherst Museum Quilters' Guild



NEWSLETTER

www.amqg.org

August 2012

Officers

President

First Vice President

Second Vice Presidents

Secretary

Treasurer

Past President

Publishing Editor

Kathy Tomasulo
Loretta Cadwallader
Mary Ann Krafft
Jackie Goszkowski
Kelly Miller
Renee Stockwell
Mary Dixon

Committee Chairs

Accuquilt

Alice's Dream

Block Lotto

Blog

Challenge Quilts

Community Quilts

Country Store Liaison

E-Mail Tree

Communication

Fundraiser

Guild Bucks

Historian

Historic Homes

Hospitality

Library

Museum Events

Newsletter Mailing

Nominating

NYS Consortium

PM Quilters

Program

Property

Quilt Show

Quilting Bee

Quilts For Courage

Quilts For The Troops

Raffle Quilt 2012


Seminar

Sunshine & Shadows

Website

Mary Ellen Cannon
Lori Racle
Natalie Masker
Jackie Goszkowski
Mary Ellen Cannon
Marija Vujcic
Lynne Nothum
Joyce Morris
Mary Ellen Cannon
Antoinette Miller
Colleen Dee

TBD
Mary Ann Krafft
Jackie Goszkowski
Kit Wiley
Theresa Utz
Joyce Morris
Merriejann Miller
Jean Miller
Theresa Utz
Colleen Dee
Theresa Utz
Linda Hunter
Natalie Masker
Joyce Morris
Loretta Cadwallader
Jackie Goszkowski
Kelly Miller
Joann O'Brien
Marlea Crowther
Sylvia Siegel
Betty Zebrowski
Natalie Masker
Mary Ellen Cannon
Jan Reilly
Ann Neilson
Don Dee



Program – Loretta Cadwallader

August Program - Quilts for Courage


Come out to the Buffalo Niagara Heritage Village on August 16th, at 1 pm and help us make quilts for this wonderful cause. Bring your sewing machines and quilting tools to sew quilts, or plan to cut and press for the ladies that are sewing. Irons and ironing boards will be provided. At 5 pm the volunteers will enjoy a potluck dinner. Subs will be provided, but we would like those with last initial A-L to bring desserts; M-Z bring a salad or side dish.

The pattern is in this newsletter and Quilts for Courage is our August highlight of AMQG!

Even if you can't make it to our afternoon quilting time, please join us for our regular meeting at 7 pm.

September Reminder

There will be no regular evening meeting in September. Since there are still some openings, come to our Seminar instead!



President's Message

Greetings Fellow Stitchers

I'm sorry I missed you all at the July meeting. I'm confident I left you in very capable hands for a full and enjoyable evening.


I'm sure I am not alone when I admit that I have not gotten very much done in the way of quilting over the past month. The heat alone has kept me out of my sewing room and in search of cool spots. I encourage all of you to use this time to visit our many local quilt shops and support their business. You can cool off and view all of the wonderful new fall and Christmas fabric and start planning projects and holiday gifts.

I would like to thank all of our members that took the time to complete the Quilt Show survey. Your valuable feedback will be instrumental in planning a successful show in 2014. Congratulations to Marija Vujcic who is the winner of the \$20 gift certificate to Hobby Lobby!

Our annual seminar is fast approaching. If you have not already done so, I encourage you to sign up for a class or two. Please check our website for availability as some of the classes are full. Don't forget about the lunch offerings. You won't be disappointed!

All the best,

Kathy





General Meeting Minutes – July 19th, 2012

The meeting was opened by Loretta Cadwallader at 7:00 pm. She announced that there are coupons available for admission to the Buffalo Heritage Village.

Theresa Utz announced that the Scottish Festival will be August 18th and that she is looking for volunteers to work the quilt demonstration table. Please contact Theresa to sign up or for details.

Mary Ellen Cannon announced that seminar sign ups are going well. There are now two classes that are full. Please check the guild website for registration forms, sample pictures, and material lists.

Silvia Siegel talked about the beginnings of Quilts for Courage. The program was started about 18 years ago when she worked in Oncology. She announced the work session on August 16th from 1-5 pm with the potluck dinner afterward for the volunteers. Anyone is welcome to attend. You can come even if you just want to cut or iron fabric instead of lugging your machine. One quilt pattern was available in the newsletter, or you may use your own. A good quilt size would be 45" x 60", but any sizes are accepted. Bring your own fabric or use some of the guild's stash. Also bring a sewing machine, rotary cutter, and mat, and an extension cord if possible. See you there!

Jackie talked about the block lottery. Directions for next month's block are available at the meeting or on the guild website. Please use red, white and blue fabrics with white being the background. Judy Balcerzak and Jene Miller won the block lottery for this month. Thank you to all who participated.

Jackie Groszkowski also talked about PM Quilters. She invited everyone to the next PM Quilters meeting on August 2nd at 7:00 pm at her house. Now is a great time to become involved with the group because they will be starting a new project in September! Please let Jackie know if you plan on attending.

Mary Ellen Cannon announced that guild liaisons should check in with Lori Racle for bookmarks and flyers regarding seminar.

We enjoyed a wonderful show and share! During show and share, Linda Hunter shared a little more about making quilts for the NY State troopers to give to children who need to be removed from their homes. These quilts should fit into a gallon plastic bag and given to either Natalie Masker or Linda Hunter for the Consortium. Also, Mary Ellen Cannon reminded everyone about the guild blog amherstthreadtales.com. Check it out! Maria shared some Christmas projects. You can find directions and patterns at her blog marijasfabriccreations.blogspot.com!

The meeting adjourned about 8:30.

Respectfully submitted, Kelly Miller



Sunshine and Shadows – Ann Neilson

- Mary Ellen Cannon's niece, Kari, was awarded a masters degree in American history from the University of Tennessee.
- Dorothy Glosser's 22 year old granddaughter, Topaz, had her tonsils out on the 18th.
- Kim Guido's mother, Velda Seege, passed away on July 19th.
- Mary Carroll had a second knee replacement and is doing well.
- Jacquelyn Reynolds is scheduled for shoulder surgery on July 24th.
- Susan Teetsel's daughter and family moved back to Buffalo and are temporarily living with her.
- Mary Dixon is a new grandmother to Nevaeh Brandy born July 5th.

PM Quilters Schedule

PM Quilters is a group of friendly quilters who gather each month in the home of one of the members. Any Guild member is welcome. For those that are planning to attend will need to contact the hostess so that the seating arrangement can be made.

- **August 29th** - PM Quilters will have their annual picnic Wednesday, Aug. 29 at Sue Kogler's cottage on the lake in Olcott. While any guild member can join us, space is limited. Her contact number is in the Member Roster on our guild website.
- **September 27th** - The next PM Quilters meeting will be Sept. 27 at the home of Lori Racle on Wendover Avenue in the Town of Tonawanda. Her contact number is in the Member Roster on our guild website.

Community Service – Joyce Morris

Community Service members are presently working on projects for the museum. We were asked to help cover hangers for museum clothing and make a parasol cover. We will continue working on this project at the August 22nd meeting. We also will be working on charity quilts to be made with the blocks members bring to the monthly guild meetings.

This project will continue at the meetings in August, and continue September 19th, October 24th, and November 28th. All meetings are scheduled for 10 a.m. to 1 p.m. No meeting is scheduled in December.

Of course, anyone and everyone can join us working on these projects. It is a pleasant way to spend a few hours with friends.

Seminar 2012 - Chapter 5 from Mary Ellen Cannon

There's just a bit of news to report regarding this fall's seminar. We now have two classes closed: Marlea Crowther's, Intro to Hand Quilting, and Beth Ferrier's, Hand Appliqué by Machine. If you have sent in a registration for any other class, you can assume you are in the class. If you sent a registration for Beth's or Marlea's class and were closed out, you would have heard from Jan Reilly.

Don Dee, our webmaster, continues to do a super job for us posting all sorts of details about seminar at our guild website. There are more photos of projects from our local teachers and the supply lists are beginning to appear as well. All registrants will receive hard copies of the supply list(s), lunch and seminar tickets, and other information in the mail in early August. If you wish to purchase supplies before you receive the hard copies, you will need to refer to the lists posted at the national teachers' websites or at our guild site (www.amqg.org) for our local teachers. If you do not have access to the internet and no friend or family member to help you out, just contact us. We'll be glad to assist you. If you have any questions, concerns, or suggestions about anything regarding this year's seminar, please feel free to contact me or my co-chair Jan Reilly. Our contact information is in the roster (also at the website!) or you could send an e-mail to the seminar address (amqgsem@verizon.net) and we will answer you ASAP!

We have had one snafu regarding the banking for seminar. Our guild liaison and museum treasurer, Antoinette Miller, has been on leave for about a month due to family issues. The checks we received as payments had not been deposited in quite a while. Jan has met with Joe Weickart, the museum Director, and we think we have this straightened out. If you are still waiting for your check to clear in a week or so, please let us know so we can check again with Joe. There was no problem with credit card payments, because Jan is able to process these herself at the museum.

We continue to ask your help in publicizing our seminar. The best way to keep our costs under control is to get a quilter into every seat-including the evening lecture. Registration has slowed down quite a bit, so we need to get back in gear publicizing our event. Whenever you are with quilters, or those who appreciate quilts, please give us a plug. We can provide bookmarks and 1 page fliers to pass out at gatherings of quilters. Be sure to talk up our excellent local teachers as well as our 2 national teachers, Anita Grossman Solomon and Beth Ferrier.

Blog Website - Marija Vujcic

To follow up on the great meeting and program we had - here is my blog address where you will find all the details about the holiday projects I showed you, <http://marijasfabriccreations.blogspot.com/>

This link will take you to the most current post and to get to the holiday projects - scroll down the page until you see the "Blog Archive" on the right side of the page - click on "2011" and that will take you to holiday projects (again, on the right side, under the Blog Archive you will now see all the projects separately, so you can choose!).

Remember - my blog, our Guild's blog and all others, are just another way for us to exchange ideas, talk and learn from one another - and that really is the best part of quilting! So don't be shy to leave a comment and share your thoughts and inspirations, I will be thrilled if you do! Besides seeing you in person at the meeting or otherwise, it is the next best thing! ☺

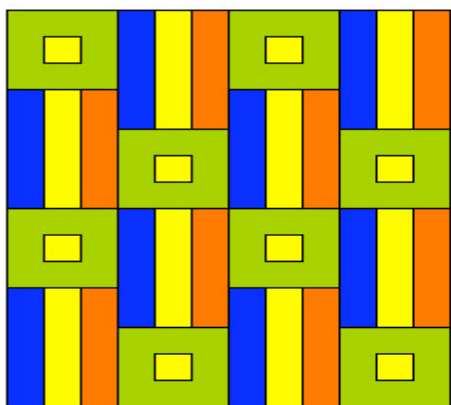
Quilts for Courage – Sylvia Siegel

The quilts made by our guild and others are donated to Children's Hospital Oncology Department and to Roswell Park Pediatric Clinic.

Each year we have a work session with a new pattern to inspire us. On Thursday, August 16th, at 1 pm the afternoon of the regular guild meeting, we will be getting together at the museum to sew.

The pattern, Dots and Stripes for this year is included in below. It's quite easy and should sew together quickly. Bring your sewing machine, fabric, cutters, and mats to work on sewing for the afternoon. If you don't like to drag your machine, bring fabric to cut and then sew it at a later time. You could also come and press sewn pieces and blocks for those who are sewing. It should be a great afternoon of sewing followed by a pot luck dinner for all those who worked.

Dots and stripes



Fabric Requirements:
Finished size: 48 x 56 inches



1 yard



1/8 yard



For the 3 colors:
1/2 yard each

Fabric Cutting:

- For the squares: Outer fabric- cut 16 strips 4.5 x 12.5" and 16 squares 4.5 x 4.5"
Center square- cut 8 squares 4.5 x 4.5"
- For the strips: Out of each of the three strip colors, cut 8 strips 4.5 x 16"

Sewing:

- Squares: Sew the outer fabric 4.5" square to each side of the inner fabric 4.5" square. Press. Then sew the longer outer fabric strip to each side of the first strip. Press. Make 8 of these.



- Strips: Using the strip piecing method, sew 8 of your first color strips to your second color strips. Press. Then add your third color strip to the right side of the second color strip. Press.



- Joining the blocks: Sew in rows lengthwise. For two rows, sew as follows: block, strip, block, and strip. For the other two rows, sew as follows: strip, block, strip and block. Press.
- Sew the lengthwise rows together as shown in the pattern.
- Layer the top, batting, and backing. Baste. Quilt as desired. Sew on the binding.

Third Complimentary Quilting Designs - Victoriana Quilt Designs/ Benita Skinner

Hello Amherst Museum Quilters - This Button is the third quilting design from the complimentary set of my Quilting Designs for your Amherst Museum Quilter's Guild 2012-2013 newsletters. There are 10 unique designs that I have given your newsletter editor, my permission to include monthly in your newsletter. They are to be included as a feature, so you can collect them and use these "quilting designs" for the quilts that you make. You can also embroider the design or use them for simple appliqué blocks. The size the design would print is about 4 inches square, so it is large enough to be useful. Enjoy!

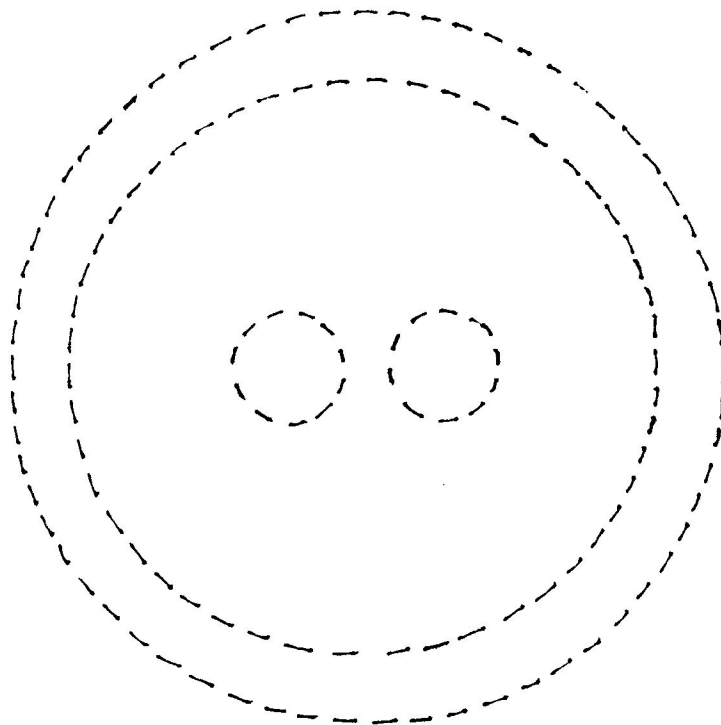
Regards, Benita Skinner

<http://www.victorianaquiltdesigns.com>

Twitter: <http://twitter.com/VictorianaQuilt>

Face book: <http://www.facebook.com/VictorianaQuiltDesigns>

Design of the Month
~ Button ~



With compliments from
Victoriana Quilt Designs
© 2012 www.victorianaquiltdesigns.com



AMQG Webmaster – Don Dee

If you have any updates or changes needed to our Amherst Guild website please send them directly to Don Dee at webmaster@amqg.org.

E-Mail Tree/Communications/ Newsletter Submissions Deadline Date - Colleen Dee

If you have any problems with receipt of our e-mail messages, change your e-mail provider, or no longer wish to receive a hard copy of the newsletter, or want to submit a recipe for the website, please send an email to Colleen Dee with your request to: amherstguild@roadrunner.com.

Articles to be included in the September newsletter must be sent to Colleen, at amherstguild@roadrunner.com by ***no later than Monday August 27th***, to be included in the newsletter, space permitting.

We welcome inquiries about membership and encourage our members to bring your family and friends as a guest to one of our monthly guild meetings, held the third Thursday each month, at 7 PM at the Buffalo Niagara Heritage Village, located at 3755 Tonawanda Creek Road, Amherst, NY 14228.

Photo Gallery – Show and Share – Starts at 6:30 at our monthly guild meeting

Remember that at each of our monthly guild meetings, Colleen and Don Dee will be taking photos of our members with their show and share projects, beginning at 6:30 pm and during our break time. All of the photos taken will then be placed on our website “Photo Gallery”. Be sure to stop by to have your photo taken!

August Calendar of Events

- Aug 1 Online mailing of newsletter to e-mail tree
- Aug 1 Board meeting, 6 pm. All Welcome
- Aug 16 Quilts For Courage – 1 pm – 5 pm
- Aug 16 Monthly Guild Meeting 7 pm. Show and Share photos begin at 6:30 pm
- Aug 22 Community Service, 10 am – 1 pm Steffan Building
- Aug 27 Deadline for items for September newsletter
- Aug 29 PM Quilters, hostess Sue Kogler, at her cottage, at 12 pm.